



## Journal of Economics and Financial Analysis

Type: Double Blind Peer Reviewed Scientific Journal

Printed ISSN: 2521-6627 | Online ISSN: 2521-6619

Publisher: Tripal Publishing House | DOI:10.1991/jefa.v6i1.a48

Received: 05.03.2022 | Accepted: 15.06.2022 | Published: 08.08.2022

Journal homepage: [ojs.tripaledu.com/jefa](https://ojs.tripaledu.com/jefa)



# An Exploratory Study of the Causality between Internet Use, Innovation, and Economic Growth in Tunisia: An indispensable Case Analysis

Sayef BAKARI<sup>\*a</sup>, Sofien TIBA<sup>b</sup>, Mohamed MABROUKI<sup>c</sup>

<sup>a</sup> Faculty of Economic Sciences and Management, University of Tunis El Manar, Tunisia

<sup>b</sup> Faculty of Economic Sciences and Management, University of Sfax, Tunisia

<sup>c</sup> The Higher Institute of Business Administration, University of Gafsa, Tunisia

## Abstract

*In line with the exogenous and endogenous theory coupled with the seminal Schumpeterian contribution, we attempt to investigate the impact of the use of internet and innovation on economic growth in the case of the Tunisian economy. For this purpose, we employ the ARDL bounds testing methodology over the period 1985-2018. In the short-run, our empirical facts outline the absence of a significant effect of innovation on economic growth. Also, our empirical findings reported that the internet stimulates economic growth. However, in the long-run, our empirical findings pointed out the presence of the negative impact of the innovation and the use of internet on economic growth. Moreover, our results show a significant positive impact of the internet and economic growth on innovation in the long-run. Finally, our results show a negative impact of economic growth on the use of the internet. However, the results display a significant positive impact of innovation on the use of the internet. From these perspectives, the Tunisian authorities should take seriously the innovation and the potential of the use of the internet which can help the economy to be modernized, diversified, and robust to create new jobs and to find new markets and new strategic partners, and new opportunities.*

**Keywords:** *Innovation; Use of the Internet; Economic Growth; ARDL Bounds testing.*

**JEL Classification:** *O31, O32, O38, O47, O50.*

\* Corresponding author.

E-Mail: bakari.sayef@yahoo.fr (S. Bakari), sofienetiba@gmail.com (S. Tiba), mabroukimed@gmail.com (M. Mabrouki)

## 1. Introduction

With the seminal growth model of Solow (1956) and the prominent contributions of Barro (1991), Barro and Sala-i-Martin (1991, 1992), and Mankiw, Romer, and Weil (1992), the technological progress is seen as a driving force of economic growth, even in exogenous endogenous growth theory (See. Solow, 1956, 1957; Lucas, 1988; Aschauer, 1989; Romer, 1990, 1993; Grossman and Helpman, 1991; Aghion and Howitt, 1992).

Since the beginning of the third millennium that characterized with the incredible spread of the innovation and the use of the internet as a “mantra” of modernizations of societies which greatly caused structural changes in the dynamics of the economy, the well-being of the society, and other aspects. Besides, the use of internet with its great contribution to productivity and economy, trade, and investment (Sichel, 1999; Oliner and Sichel, 2000; Gust and Marquez, 2004; Choi, 2003; Lin, 2015; Lapatinas, 2019), while a negative influence on inflation is recorded by Maurseth (2018). Also, Donou-Adonsou (2019) treats this issue in the case of 45 Sub-Saharan economies, using the GMM estimator over the period from 1993 to 2015. His results reveal that the internet contributes greatly to economic growth if it is combined with good access to education. Lapatinas (2019) uses the data 100 developing and developed economies from 2004 through 2015 using the fixed-effect model and the generalized method of moments (GMM) to examine the effect of the internet on the economic sophistication. The results show a positive effect of the use of the internet on the productive capacities and the economic sophistication for the whole sample.

From the Innovation perspective, with the pioneer works of Schumpeter (1932) and contemporary economist outlooks (Hausman and Johnston, 2014; Coad et al., 2016), the innovation is considered as a fundamental element that considerably boots the different facets of the economy. In terms of economic growth, several studies pointed out the positive contribution of innovation to growth rate of aggregates (Grossman and Helpman, 1994; Grossman, 2009; Fan, 2011; Hudson and Minea, 2013; Agenor and Neanidis, 2015), in terms of competitiveness (Huang, 2011; Galindo and Mendez, 2014; Petrakis et al., 2015). In terms of the financial facet (Aghion and Howitt, 2009; de Serres et al., 2006; Hanley et al., 2011; Corrado et al., 2013; Hsu et al., 2014; Laeven et al., 2015), life standards facet (Tellis, Eisingerich, Chandy & Prabhu, 2008), infrastructural scale (Roig-Tierno, Alcazar & Ribeiro-Navarrete, 2015; Sohag, Begum, Abdullah & Jaafar, 2015), creating jobs (Dachs and Peters, 2014; Kirchoff, 1994), and foreign openness (Mandel, 2009; Navas, 2015).

From this vision, we are motivated to investigate the conjoint impact of internet and innovation on economic growth for the Tunisian context. To the best of our knowledge, our current work seeks to contribute to the economic theory by investigating the conjoint impact of the use of internet and innovation on economic growth in the case of Tunisia. For this purpose, we use the ARDL bounds testing approach over the period from 1995-2017.

The rest of this paper is as follow: Section 2 outlines an overview of the literature. Section 3 data and materials. Section 4 reflects the discussion of results. Concluding the paper is in Section 5.

## **2. Literature Survey**

### **2.1. Internet and Economic Growth**

Salahuddin et al (2015) estimated the short and long run effects on economic growth using annual time series for Australia for the period 1985-2013. ARDL estimates indicate a significant long-run positive relationship between economic growth and internet usage. The short-run relationship between economic growth and internet usage is insignificant. Tripathi and Inani (2016) examined the long-run and short-run relationship between internet usage and economic growth for 42 sub-Saharan African countries by using panel autoregressive distributed lag (ARDL) model for the period 1998 to 2014. The results show that the internet usage has a positive and significant impact on the economic growth in the long-run. However, the internet usage has a negative impact on the economic growth in the short run. Rahimi and Rad (2017) attempted to estimate the short and long run nexus between internet usage and economic growth using 8 developing countries panel data for the period 1990-2013. They employed panel cointegration test, pooled mean group regression technique and Dumitrescu–Hurlin causality test. Empirical results indicated that the internet usage cause economic growth. However, economic growth has not any effect on the internet usage. Pradhan et al (2013) investigated the relationship between internet and economic growth in 34 OECD countries during the period 1990 to 2010. They used panel co-integration and panel granger causality. Panel co-integration analysis showed internet and economic growth are cointegrated. Also Panel Granger Causality tests denoted that there is bidirectional causality between internet and economic growth. Choi and Yi (2009) studied the effect of the internet on economic growth in 207 countries from 1991 to 2003. They used Pooled OLS, Panel GMM, random effect and fixed effect. All estimations, found that the use of

internet plays a positive and significant role in economic growth. Choi and Yi (2017) examined the effect of internet on economic growth for 105 countries over the period 1994-2014 by using panel data analysis (Pooled OLS, Fixed Effects, Random Effects and GMM). Empirical results proved that the internet has a positive impact on economic growth. Saidi and Chebli (2017) examined the causal relationship between internet users and economic growth in high income countries using panel data set from 1990 to 2015. The empirical results of the Panel Vector Error Correction Model (PVECM) showed that there is unidirectional relationship from internet users to economic growth. Jin and Jin (2014) searched the effect of internet education on economic growth by using a cross section of 36 high-income countries. Regression results show that internet has a positive and significant effect on economic growth. Maurseth (2018) reexamined the studied of Choi and Yi (2003) by extending the time period to 2015. He found that the internet has negative and significant effects on economic growth. Noh and Yoo (2008) examined the impacts of Internet adoption and the income inequality on economic growth for 60 countries for the period 1995-2002 has been assembled to test the analytical investigations. The panel estimation shows that the implied effect of Internet adoption on growth is negative for countries with high income inequality.

## **2.2. Innovation and Economic Growth**

Bakari (2019) searched the nexus between innovation and economic growth by taking into consideration the importance of internet in 76 developing and developed countries for the period 1995-2016. As empirical technique, Bakari (2019) use Panel ARDL which found that there is positive bidirectional causality between innovation and economic growth in the long run. Also empirical results showed that internet has a positive effect on economic growth and innovation in the long run. Mabrouki (2018) examined the impact of innovation and human capital on economic growth in Tunisia during the period 1970-2015. By using VAR model and Granger Causality tests, he found that innovation and human capital cause economic growth. Yang (2006) studied the nexus between innovation and economic growth in Taiwan during the period 1951-2001. As an empirical model, he used a VECM model and he found that innovation has a positive impact on economic growth in the long run and in the short run. Galindo and Mendez (2014) analyzed the relationship between entrepreneurship, innovation and economic growth in 13 developed countries [Belgium, Denmark, Finland, France, Germany, Iceland, Ireland, Italy, Netherlands, Norway, Sweden, United Kingdom and Spain]. They used a panel data with fixed effect methodology for the period 2002-2007.

Empirical analysis indicated that innovation and entrepreneurship have positive incidence on economic growth. Sohag et al (2015) investigated the nexus between technological innovation and economic growth in Malaysia for the period 1985-2012. By using ARDL bounds testing approach, they found that technological innovation increased economic growth in the long and the short terms. Maradana et al (2019) examined the link between innovation and economic growth for the EEA countries during 1989-2014 by deploying a Panel VAR model. They found that there is positive bidirectional causality between innovation and economic growth in the short and long run. Qamruzzaman and Jianguo (2017) studied the impact of financial innovation the financial system in the economic growth of Bangladesh for the period 1980-2016. As methods, they applied ARDL Bound testing approach and Error Correction Model to capture the influence of financial innovation on economic growth. Empirical results indicated that financial innovation has positive and statically significant on economic growth both in the short term and long term. Pece et al (2015) examined the nexus between innovation and economic growth in Poland, Czech Republic and Hungary during the period 2000-2013. Based on multiple regressions, empirical results indicated that there a positive relationship between innovation and economic growth.

### **2.3. Innovation and Internet**

Wu et al (2016) examined the internet's impact on business product innovation. Using data from an original survey of buyer-supplier relationships in China. Empirical results show that collaboration on the internet positively influences innovation in business products. Lee et al (2016) investigated the determinants of technological innovation in the ICT industry in 40 countries from 1999 through 2013. As empirical methodology, they used fixed effects regression models. They found that internet use has a positive impact on ICT innovations. Xu et al (2019) examined the nexus between internet and innovation in different regions from the USA during the period 1995-2015. In their study, they applied three types of regression methodologies without instruments, which are OLS regression, Negative Binomial regression and Poisson regression. The empirical results indicate that greater accessibility to the internet has a positive effect on the number of patents.

However, the clear relationship between internet and innovation has not been examined empirically by extant literature. Hence, this study creates contribution to the literature by padding this observed gap.

### 3. Data Model Specification and Methodology

#### 3.1. Data

We use annual data for the period 1995-2017 for the empirical analysis. The data are obtained from the World Development Indicators (WDI, 2018). The variables used in this study include real gross domestic product (2010 constant US \$) as proxy to express economic growth, Patent applications (residents) as proxy to express innovation and individuals using the internet (millions of inhabitants) as proxy to express internet. To ensure the stability of the data, we use the logarithmic form for the analysis.

#### 3.2. Econometric Model

Previous studies indicate that internet<sup>1</sup> and innovation<sup>2</sup> are major determinants of economic growth. According to our large research in the empirical literature, we found that there is a lack of literature that looks for the nexus between innovation and the usage of internet. There for to estimate the relationship between usage of internet, innovation and economic growth in Tunisia, we employ the econometric model.

The linear relationship between the three variables can be expressed in three equations as follows;

$$\text{Model 1: } \ln(Y) = f(\ln(I), \ln(N)) \quad (1)$$

$$\text{Model 2: } \ln(I) = f(\ln(Y), \ln(N)) \quad (2)$$

$$\text{Model 3: } \ln(N) = f(\ln(Y), \ln(I)) \quad (3)$$

where Log (Y) is natural logarithm of real gross domestic product (2010 constant US \$), Log (I) is natural logarithm of Patent applications (residents), and Log (N) is natural logarithm of Individuals using the Internet (millions of inhabitants).

#### 3.3. Empirical Strategy

In order to examine the nexus between innovation, internet and economic growth in Tunisia, we will use Autoregressive Distributed Lag Model (ARDL

---

<sup>1</sup> See: Choi and Yi (2009), Pradhan et al (2013), Zaghdoudi (2017), Saidi and Mongi (2018), Bakari (2019)

<sup>2</sup> See Ulku, H. (2004), Mabrouki (2018)

Model). In fact, The ARDL model is preferred over other cointegration techniques for several reasons: (i) According to Pesaran et al. (2001), this approach is better suited for small sample sizes. However, Johansen's cointegration technique requires a large sample to obtain a valid result (Ghatak and Siddiki, 2001); (ii) This methodology can be applied if the variables used; are all I (1), are all I (0), or are mixed; (iii) The ARDL model makes it possible to study the causality between variables in the long run and in the short run; and (iv) The ARDL Bound test makes it possible to use different lags for the regressors as opposed to the VAR cointegration models where mixed delays for the variables are not allowed (Pesaran et al, 2001).

#### 4. Empirical Analysis

##### 4.1. Stationarity Analysis

It is important to examine the order of integration for times series analysis, as the present value of any macro series is often influenced by the lag value. In order to examine the order of integration, we applied Augmented Dickey Fuller (ADF) and Phillips-Perron (PP).

**Table 1.** Results of order of integration according to ADF test and PP test

	ADF Test		PP Test	
	Constant	Constant + Trend	Constant	Constant + Trend
Ln(Y)	2.8881* [3.3763**]	0.1450 [5.1735***]	2.9440* [3.3902***]	0.0058 [5.1527***]
Ln(I)	1.0216 [6.7066***]	3.4356* [5.2767***]	0.7533 [11.9671***]	3.4245* [14.6141***]
Ln(N)	3.3662** [3.0099**]	1.2694 [4.1317**]	3.2697* [3.0099**]	1.2857 [4.1073**]

**Notes:** Number in the brackets are test statistics value of related analysis at first-difference, and numbers out of the brackets are test statistics value at levels. The \*, \*\*, and \*\*\* denotes statistical significance levels at 10%, 5%, and 1% levels respectively.

The above test results confirm that modeled variables are mixture of I(1) and I(0) as few of them are significantly stationary at levels and few others at first-

difference. This implies that the data structure fits to ARDL model which is conducted in this research.

#### 4.2. Cointegration Analysis

To study the cointegration between variables in our three ARDL Models, we apply the Bounds Test. For the analysis of this last, the econometric rule states that:

- ✓ If the test value F is not more elevated than the bound value I1 in 1%, 2.5%, 5 % and 10% levels, then we can say that there is no cointegration between these variables.
- ✓ If the test value F is more elevated than the bound value I1 in 1%, 2.5%, 5 % and 10% levels, then we can say that there is a cointegration between these variables.

**Table 2.** Results of Bound Tests Cointegration

<b>Model</b>	<b>Model 1</b>	<b>Model 2</b>	<b>Model 3</b>
<b><i>Bound test F-statistic</i></b>	7.7192	8.4108	6.2031
<b><i>Significance</i></b>	1%	1%	2.5%
<b><i>Lower I(0) Bound</i></b>	5.15	5.15	4.41
<b><i>Upper I(1) Bound</i></b>	6.36	6.36	5.52

Above table shows that there is a statistical significant cointegration in all three models. For model 1, the test value F (7.7192) is loftier than the upper bound critical value at 1% level (6.36). Therefore, a cointegration relationship dwells between the variables of the model. Likewise, the test value F (8.4108) is higher than the upper bound critical value at 1% level (6.36). Therefore, it is concluded that the model 2 variables also have strong cointegration among themselves. Lastly, the result for model 3 finds that test statistics is 6.2031 which exceeds upper bound critical value at 2.5% statistical significance level. It also confirms existence of a cointegration relationship between variables.

Further, we estimate long- and short-run causalities in the detected cointegrated models.

### 4.3. Causality in the Long Run

In order to examine long run impacts of cointegrated models, we build their long run regression model and present their estimates at below table.

**Table 3.** Results of Bound Tests Cointegration

Model	Long Run Models	Estimates		
		<i>c</i>	<i>B<sub>1</sub></i>	<i>B<sub>2</sub></i>
<b>Model 1</b>	$\text{Ln}(Y)=c+\beta_1*\text{Ln}(I) +\beta_1*\text{Ln}(N)+\varepsilon_1$	0.0838	-0.0084	-0.0037
<b>Model 2</b>	$\text{Ln}( I)=c+\beta_1*\text{Ln}(Y) +\beta_1*\text{Ln}(N)+\varepsilon_2$	-0.2042	0.5948	0.0187
<b>Model 3</b>	$\text{Ln}(N)=c+\beta_1*\text{Ln}(Y) +\beta_1*\text{Ln}(I)+\varepsilon_3$	15.9254	-5.2638	0.4557

The long-run model of model 1 manifests following findings.

- ✓ Innovation Ln(I) has a negative effect on economic growth Ln(Y); a 1% increase in innovation Ln(I) leads to a decrease of 0.0084% of economic growth Ln(Y).
- ✓ Internet Ln(N) has a negative effect on economic growth LOG(Y); a 1% increase in internet Ln(N) leads to a decrease of 0.0037% of economic growth Ln(Y).

The long-run model of model 2 documents following findings.

- ✓ Economic growth LnY has a positive effect on innovation Ln(I); a 1% increase in economic growth Ln(Y) brings to an increase of 0.5948% of innovation Ln(I).
- ✓ Internet Ln(N) has a positive effect on innovation Ln(I); a 1% increase in internet Ln(N) brings to an increase of 0.0187% of innovation Ln(I).

The long-run model of model 3 remarks following findings.

- ✓ Economic growth Ln(Y) has a negative effect on internet Ln(N); a 1% increase in economic growth Ln(Y) drives to a decrease of 0.5948% of internet Ln(N).

- ✓ Innovation Ln(I) has a positive effect on internet Ln(N); a 1% increase in innovation Ln(I) brings to an increase of 0.4557% of internet Ln(N).

To justify the robustness of these findings, we shall examine the significance of the three long-term equilibrium relationships. Econometric rules denote that in the long run, the error correction term (ECT) must have a negative and statistically significant coefficient, so that the models will reach their long-term equilibriums after some time. Moreover, this coefficient is expected to be in the range of -1 and 0 for robustness of models (Sovbetov and Saka, 2018). Thus, we conducted Error Correction Model analysis as below.

**Table 4.** Results of Error Correction Analysis of ARDL Models

<b>MODEL-1</b>		<b>Selected Model: ARDL(1, 0, 1)</b>		
	<b>Coefficient</b>	<b>St. Error</b>	<b>t-Stat.</b>	<b>Prob.</b>
$\Delta \text{Ln}(I, 2)$	-0.0082	0.0124	-0.6622	0.5167
$\Delta \text{Ln}(N)$	0.0067	0.0096	0.6982	0.4945
<b>ECT</b>	-0.9810 <sup>***</sup>	0.2103	-4.6652	0.0002
<b><i>Cointeq = <math>\Delta \text{Ln}(Y) - (-0.0084 * \Delta \text{Ln}(I) - 0.0037 * \text{Ln}(N) + 0.0838)</math></i></b>				
<b>MODEL-2</b>		<b>Selected Model: ARDL(2, 0, 0)</b>		
	<b>Coefficient</b>	<b>St. Error</b>	<b>t-Stat.</b>	<b>Prob.</b>
$\Delta \text{Ln}(I_{t-1}, 2)$	0.4309	0.2339	1.8424	0.0840
$\Delta \text{Ln}(Y, 2)$	1.1792	4.1816	0.2820	0.7816
$\Delta \text{Ln}(N)$	0.0370	0.0411	0.9004	0.3813
<b>ECT</b>	-0.9826 <sup>***</sup>	0.3975	-4.9871	0.0001
<b><i>Cointeq = <math>\Delta \text{Ln}(I) - (0.5948 * \Delta \text{Ln}(Y) + 0.0187 * \text{Ln}(N) - 0.2042)</math></i></b>				
<b>MODEL-3</b>		<b>Selected Model: ARDL(4, 3, 3)</b>		
	<b>Coefficient</b>	<b>St. Error</b>	<b>t-Stat.</b>	<b>Prob.</b>
$\Delta \text{Ln}(N_{t-1})$	0.1577	0.2151	0.7330	0.4874
$\Delta \text{Ln}(N_{t-2})$	0.2714	0.4697	0.5778	0.5815
$\Delta \text{Ln}(N_{t-3})$	-0.8692	0.4229	-2.0551	0.0789
$\Delta \text{Ln}(Y, 2)$	0.4897	5.8039	0.0844	0.9351
$\Delta \text{Ln}(Y_{t-1}, 2)$	8.8048	7.9543	1.1069	0.3049
$\Delta \text{Ln}(Y(-2), 2)$	-12.9764	7.6963	-1.6861	0.1356
$\Delta \text{Ln}(I, 2)$	0.7200	0.7505	0.9594	0.3693
$\Delta \text{Ln}(I_{t-1}, 2)$	0.2722	0.5359	0.5079	0.6271
$\Delta \text{Ln}(I_{t-2}, 2)$	-0.4689	0.3482	-1.3465	0.2201
<b>ECT</b>	-0.2860 <sup>***</sup>	0.0727	-3.9369	0.0056
<b><i>Cointeq = <math>\text{Ln}(N) - (-5.2638 * \Delta \text{Ln}(Y) + 0.4557 * \Delta \text{Ln}(I) + 15.9254)</math></i></b>				

The results of Error Correction Analysis show that all the models are robust and stable. As expected, their Error Correction Term (ECT) derive negative coefficient which are statistically significant at 1% level. These coefficients imply the models 1, 2, and 3 converge to their long-run equilibrium levels at speeds of 0.9810%, 0.9826, and 0.2860% respectively.

#### 4.4. Causality in the Short Run

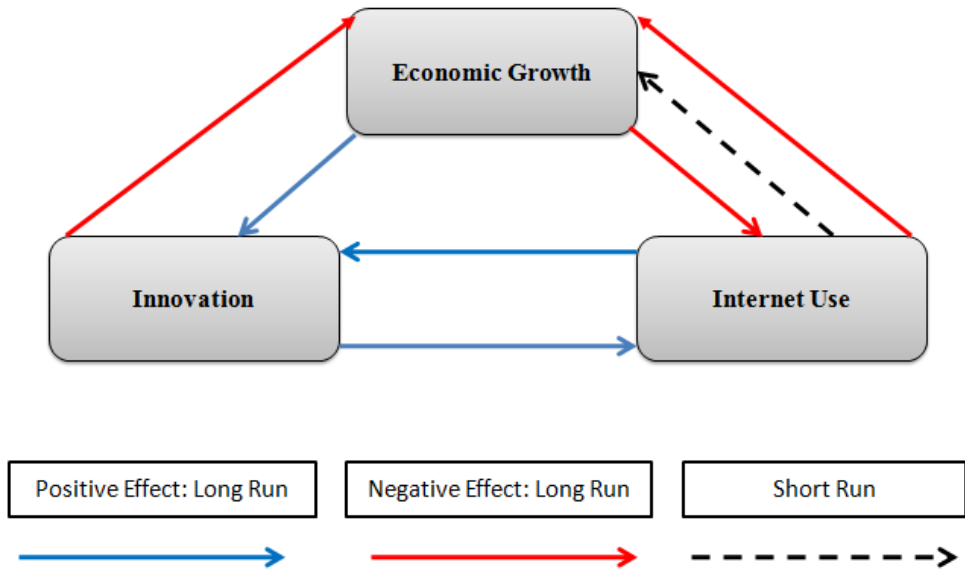
To determine the causal relationship between innovation, the internet and economic growth in Tunisia, we use the Wald test included in the ARDL model. In fact of the existence of a causal relationship from the independent variable to the dependent variable, the econometric rule consists in that the probability of the Wald test must be less than 5%.

**Table 5.** Results of Short-Run ARDL Models

<b>MODEL-1</b>	<b>Coefficient</b>
Ln(I)	-0.6622
Ln(N)	4.2610**
<b>MODEL-2</b>	<b>Coefficient</b>
Ln(Y)	0.2820
Ln(N)	0.9004
<b>MODEL-3</b>	<b>Coefficient</b>
Ln(Y)	1.5828
Ln(I)	1.4713

**Note:** The \*, \*\*, and \*\*\* denotes statistically significance levels of 10%, 5%, and 1% respectively.

The short-run model analysis shows no significant impacts, expect Ln(N) at model 1. That finds a positive impact running from Ln(N) to Ln(Y) at 5% significance level. To summarize, we create below figure to briefly illustrate short- and long-run impacts.



**Figure 1.** Causality between Economic Growth, Internet Use and Innovation in the Short- and Long-Run

#### 4.5. Diagnostic Tests

We also employ diagnostics test in order to satisfy further robustness checks of our ARDL models where we examine heteroskedasticity and serial correlation tests. Below table reports various heteroskedasticity and serial correlation tests results where all three ARDL models seem to be robust.

**Table 5.** Heteroskedasticity and Serial Correlation Tests for ARDL Models

	<b>BPG</b>	<b>HARVEY</b>	<b>GLEJSER</b>	<b>ARCH</b>	<b>BG LM</b>
<b>MODEL-1</b>	0.4318 (0.7838)	1.0156 (0.4271)	0.5427 (0.7066)	0.1467 (0.7060)	0.3929 (0.6819)
<b>MODEL-2</b>	0.6773 (0.6176)	0.3701 (0.8265)	0.4854 (0.7463)	0.4770 (0.4986)	0.0976 (0.9076)
<b>MODEL-3</b>	1.8352 (0.2145)	1.1707 (0.4338)	1.7676 (0.2296)	0.6911 (0.4173)	3.0154 (0.1383)

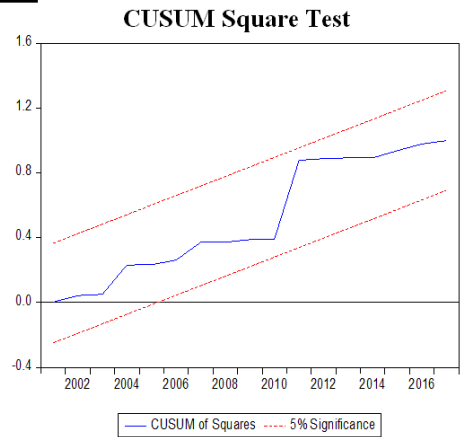
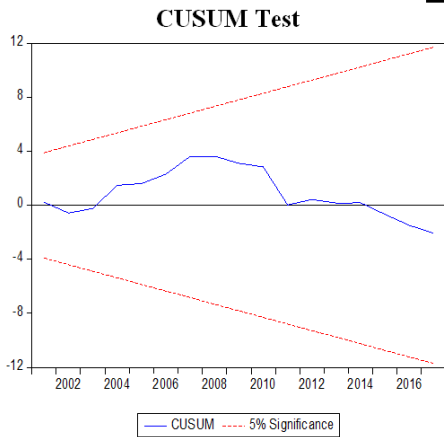
**Note:** The first four columns are heteroskedasticity tests where BPG stands for Breusch-Pagan-Godfrey. The last column BG LM is a Breusch-Godfrey Serial Correlation LM test. The numbers in the table are f-statistics with probability values in the parenthesis.

#### 4.6. Stability Tests

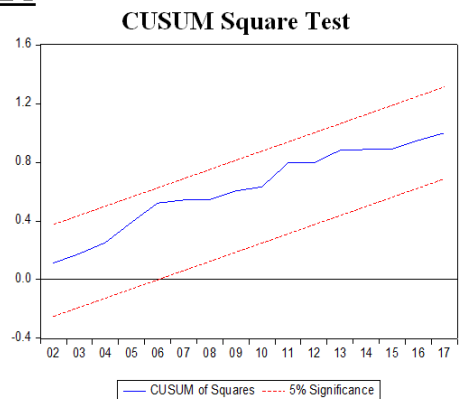
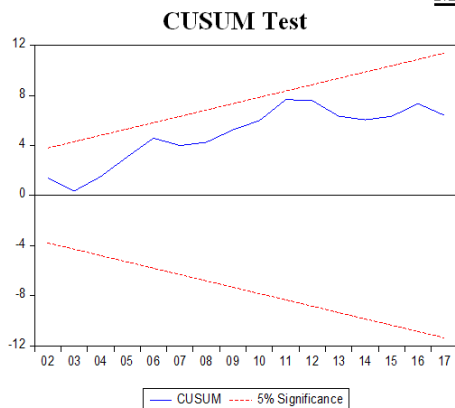
We followed Pesaran and Pesaran (1997) in order to test the stability of the long-run coefficients and the short-run dynamics through the use of cumulative sum of recursive residuals (CUSUM) and the cumulative sum of squares of recursive residuals (CUSUMSQ).

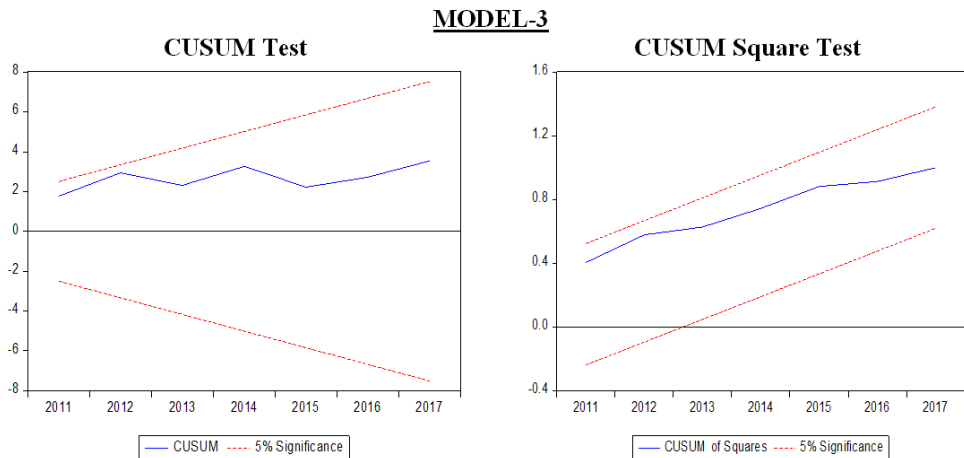
The stability of the model is also confirmed by the cumulative sum of recursive residuals (CUSUM) and cumulative sum of squares of recursive residuals (CUSUM of squares) in the figure 2. The blue lines for both CUSUM and CUSUMSQ lie within the critical bounds and are significance at 5%, which means the model is highly stable over the sample period

##### MODEL-1



##### MODEL-2





**Figure 2.** CUSUM and CUSUM Square Tests for ARDL Models

## 5. Conclusion

Since the beginning of the 90s Tunisia is the first African and Arabian economy that adopted the innovative technologies and the use of internet in the economy. The current study aims at examining the relationship between innovation, internet use, and economic growth for the Tunisian economy. For this purpose, we use the ARDL bounds testing methodology over the period 1990-2017.

In the short-run, our empirical facts outline the absence of a significant effect of innovation on economic growth. Indeed, the Tunisian economy is based on investment with weak value-added for the economy as a whole. This fact is justified by the absence of the real investment in innovation and R&D that could really play a key role in the transition from a primitive economy essentially based on the exports of raw matter to a modernize economy based on the digitalization and specialized on the high value-added sector of innovation, knowledge, and technology. Also, our empirical findings reported that the internet stimulates economic growth in the short-run. Without any doubt, the internet provides positive externalities which improve economic growth. Furthermore, by minimizing the transactions costs, time, and facilitating communication, productivity improves well, and then the growth path. Moreover, the findings show the absence of any significant impact of economic growth and the use of internet on innovation. This fact implies that in the short-run economic growth and internet couldn't really improve the adoption of the innovation in the

production process. Due to the heavy costs in the short-run and the innovation is a strategic issue that needs a strategic vision from the authorities and the establishment of such decisions needs a global perspective based on political, economic, and social structures of Tunisia. Also, the results display the absence of significant impact of economic growth and innovation on the use of internet in the short-run.

However, in the long-run, our empirical findings pointed out the presence of the negative impact of the innovation and the use of internet on economic growth. Indeed, this implies that by reorienting away from the role of internet and innovation from their essential role in the economy towards unproductive behaviors which negatively affects growth. Moreover, our results show a significant positive impact of the internet and economic growth on innovation in the long-run. Indeed, with the presence of the requisite resource to finance the adoption of innovative in the production process, even with the externalities of the internet which help the spread of innovation in the economy. Finally, our results show a negative impact of economic growth on the use of the internet. This implies that the Tunisian economy does not seriously take into consideration the opportunities could be provided by the internet in terms of creating jobs, minimizing the transaction costs this may justify the negative sign. However, the results display a significant positive impact of innovation on the use of the internet. Indeed, this makes in value the high-dependence between the spread of innovation and internet usage in the economy. From our empirical facts, may we suggest that the Tunisian authorities should take seriously the innovation and the potential of the use of the internet as opportunities. Indeed, this will greatly help the Tunisian economy to be modernized, diversified, and robust to create new jobs, opportunities, and then, to find new markets and new strategic partners.

## References

- Aghion, P., & Howitt, P. (1992). A model of growth through creative destruction. *Econometrica*, 60(2), pp. 323–351.
- Aschauer, D.A., (1989). Is public expenditure productive? *Journal of Monetary Economics*, 23(2), pp. 177–200.
- Barro, R.J. (1991). Economic growth in a cross-section of countries. *Quarterly Journal of Economics*, 106(2), pp. 407–443.
- Barro, R.J., & Sala-i-Martin, X. (1991). Convergence across states and regions. *Brookings Papers on Economic Activity*, 22(1), pp. 107–182.

- Barro, R.J., & Sala-i-Martin, X. (1992). Convergence. *Journal of Political Economy*, 120(21), pp. 364–386.
- Choi, C. (2003). Does the Internet stimulate inward foreign direct investment? *Journal of Policy Modeling*, 25(4), pp. 319-326.
- Choi, C., & Yi, M. (2009). The effect of the internet on economic growth: evidence from cross-country panel data. *Economic Letters*, 105, pp. 39-41.
- Choi, C., & Yi, M.H. (2017). The internet, R&D expenditure and economic growth. *Applied Economics Letters*, 25(4), pp. 264-267. <http://dx.doi.org/10.1080/13504851.2017.1316819>
- Donou-Adonsou, F. (2019). Technology, education, and economic growth in Sub-Saharan Africa. *Telecommunications Policy*, 43(4), pp. 353-360.
- Galindo, M.A., & Mendez, M.T. (2014). Entrepreneurship, economic growth, and innovation: Are feedback effects at work? *Journal of Business Research*, 67(5), pp. 825–829. DOI:10.1016/j.jbusres.2013.11.052
- Ghatak, S., & Siddiki, J. (2001). The use of ARDL approach in estimating virtual exchange rate in India. *Journal of Applied Statistics*, 28, pp. 573-83.
- Grossman, G., & Helpman, E. (1991). *Innovation and growth in the global economy*. Cambridge, MA: MIT Press.
- Gust, C., & Marquez, J. (2004). International comparisons of productivity growth: The role of information technology and regulatory practices. *Labour Economics*, 11(1), pp. 33-58.
- Jin, L., & Jin, J.C. (2014). Internet education and economic growth: Evidence from cross-country regressions. *Economies*, 2(1), pp. 78-94.
- Lapatinas, A. (2019). The effect of the Internet on economic sophistication: An empirical analysis. *Economics Letters*, 174, pp. 35-38.
- Lee, S., Nam, Y., Lee, S., & Son, H. (2016). Determinants of ICT innovations: A cross-country empirical study. *Technological Forecasting and Social Change*, 110, pp. 71–77. DOI:10.1016/j.techfore.2015.11.010
- Lin, F. (2015). Estimating the effect of the Internet on international trade. *The Journal of International Trade & Economic Development*, 24(3), pp. 409-428.
- Lucas, R.E. (1988). On the mechanics of economic development. *Journal of Monetary Economics*, 22(1), pp. 3–42.

- Mabrouki, M. (2018). Supporting economic growth through innovation: How does human capital influence the rate of growth? *Economics Bulletin, AccessEcon*, 38(2), pp.957-972.
- Mankiw, G., Romer, D., & Weil, D. (1992). A contribution to the empirics of economic growth. *Quarterly Journal of Economics*, 107(2), pp. 407–437
- Maurseth, P.B. (2018). The effect of the Internet on economic growth: Counter-evidence from cross-country panel data. *Economics Letters*, 172, pp. 74-77.
- Maradana, R.P., Pradhan, R.P., Dash, S., Zaki, D.B., Gaurav, K., Jayakumar, M., & Sarangi, A.K. (2019). Innovation and Economic Growth in European Economic Area Countries: The Granger Causality Approach. *IIMB Management Review*, 31(3), pp. 268-282. DOI:10.1016/j.iimb.2019.03.002
- Noh, Y.H., & Yoo, K. (2008). Internet, inequality and growth. *Journal of Policy Modeling*, 30(6), pp. 1005-1016.
- Oliner, S. D., & Sichel, D.E. (2000). The resurgence of growth in the late 1990s: Is information technology the story? *The Journal of Economic Perspectives*, 14(4), pp. 3–22.
- Pesaran, M.H., Shin, Y., & Smith, R.J. (2001). Bounds Testing Approaches to the Analysis of Level Relationships. *Journal of Applied Econometrics*, 16(3), pp. 289–326.
- Pesaran, M.H., & Pesaran, B. (1997). *Working with Microfit 4.0. Camfit Data Ltd*, Cambridge.
- Pece, A.M., Simona, O.E.O., & Salisteanu, F. (2015). Innovation and Economic Growth: An Empirical Analysis for CEE Countries. *Procedia Economics and Finance*, 26, pp. 461–467. DOI:10.1016/s2212-5671(15)00874-6
- Pradhan, R.P., Bele, S., & Pandey, S. (2013). Internet-growth nexus: evidence from cross country panel data. *Applied Economics Letters*, 20(16), pp. 1511–1515.
- Qamruzzaman, M., & Jianguo, W. (2017). Financial innovation and economic growth in Bangladesh. *Financial Innovation*, 3(1). pp. 1-24. DOI:10.1186/s40854-017-0070-0
- Rahimi, M., & Rad, A.A. (2017). Internet usage, electricity consumption and economic growth: Evidence from a panel of developing-8 countries. *International Journal of Energy Economics and Policy*, 7(3), pp. 152-156.
- Romer, P.M. (1990). Endogenous technological change. *Journal of Political Economy*, 98(5), pp. 71–102.

- Romer, P. (1993). Idea gaps and object gaps in economic development. *Journal of Monetary Economics*, 32(3), pp. 543–573.
- Saidi, K., & Mongi, C. (2018). The Effect of Education, R&D and ICT on Economic Growth in High Income Countries. *Economics Bulletin, AccessEcon*, 38(2), pp. 810-825.
- Salahuddin, M., Tisdell, C.A., Burton, L. & Alam, K. (2015). Social capital formation, internet usage and economic growth in Australia: Evidence from time series data. *International Journal of Economics and Financial Issues*, 5(4), 942-953.
- Sichel, D.E. (1999). Computers and aggregate economic growth: an update. *Business economics*, 34(2), pp. 18-25.
- Sohag, K., Begum, R.A., Abdullah, S.M.S., & Jaafar, M. (2015). Dynamics of energy use, technological innovation, economic growth and trade openness in Malaysia. *Energy*, 90, pp. 1497–1507. DOI:10.1016/j.energy.2015.06.101
- Solow, R.M. (1956). A Contribution to the Theory of Economic Growth. *Quarterly Journal of Economics*, 70(1), pp. 65–94.
- Solow, R.M. (1957). Technical Change and the Aggregate Production Function. *Review of Economics and Statistics*, 39(3), pp. 312–320.
- Sovbetov, Y., and Saka, H. (2018). Does it take two to tango: Interaction between Credit Default Swaps and National Stock Indices. *Journal of Economics and Financial Analysis*, 2(1), pp. 129-149.
- Tripathi, M., & Inani, S.K., (2016). Does internet affect economic growth in sub-Saharan Africa? *Economics Bulletin, AccessEcon*, 36(4), pp. 1993-2002.
- Ulku, H. (2004). R&D, Innovation, and Economic Growth: An Empirical Analysis. *International Monetary Fund Working Papers*, WP/04/185, pp. 2-35.
- Wu, J., Wu, Z., & Si, S. (2016). The influences of Internet-based collaboration and intimate interactions in buyer–supplier relationship on product innovation. *Journal of Business Research*, 69(9), pp. 3780–3787. DOI:10.1016/j.jbusres.2015.12.070
- Xu, X., Watts, A., & Reed, M. (2019). Does access to internet promote innovation? A look at the U.S. broadband industry. *Growth and Change*, 50(4), pp. 1423-1440. DOI:10.1111/grow.12334
- Yang, C.H. (2006). Is innovation the story of Taiwan's economic growth? *Journal of Asian Economics*, 17(5), pp. 867–878. DOI:10.1016/j.asieco.2006.08.007